

KAREN A. COFFMAN JACKSON COUNTY TREASURER

**SEPTEMBER
2016**



PORTFOLIO SIZE

Current Portfolio

Certificate of Deposits (CD)	5,250,000.00
Money Market Accounts	29,539,633.15
Treasuries & Agencies	24,804,445.00
	\$59,594,078.15

CURRENT HAPPENINGS

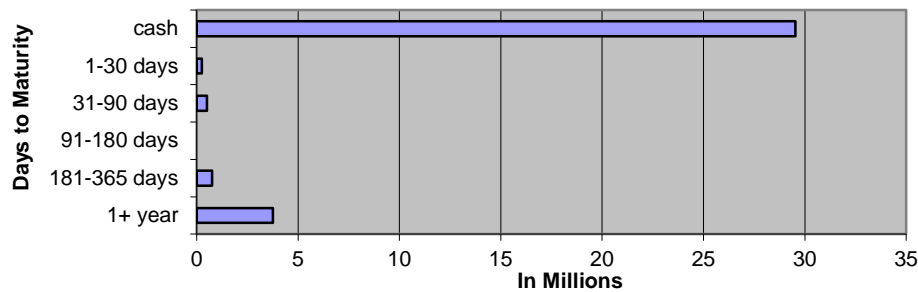
2016 Revenue Year to Date*

All Delinquent Taxes	15,495,537
Dog Licenses	44,074
Passports	8,315

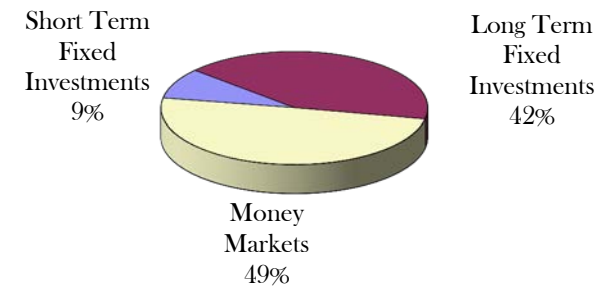
*General Ledger Information/Cash basis

DIVERSIFICATION

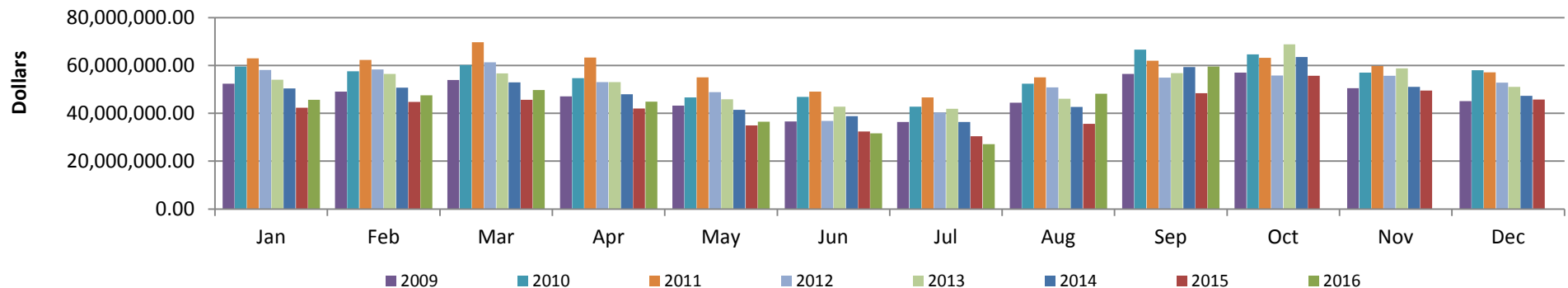
Diversification by Maturity Date



Diversification by Investment Type



Historical Comparison by Month



SEPTEMBER 2016 General Account Investments

CUSIP	Issuer	Par Value	Current Rate	Maturity Date
Certificates of Deposit				
320844PB3	First Merit Bank	\$ 250,000.00	1.000%	10/31/2016
117318122	Flagstar Bank	\$ 500,000.00	0.550%	12/27/2016
117318130	Flagstar Bank	\$ 250,000.00	0.900%	8/29/2017
9497482H9	Wells Fargo	\$ 500,000.00	1.000%	9/25/2017
894333EX7	Traverse City State Bank	\$ 250,000.00	1.300%	10/24/2017
872278QS8	TCF	\$ 500,000.00	1.050%	11/20/2017
48124JSZ2	JP Morgan Chase	\$ 250,000.00	1.125%	2/20/2018
24000824	Ann Arbor State Bank	\$ 500,000.00	1.500%	3/3/2018
464209CB9	Isabella Bank	\$ 250,000.00	1.200%	6/18/2018
38644AAU3	Grand River Bank	\$ 250,000.00	1.000%	7/6/2018
24000316	Ann Arbor State Bank	\$ 250,000.00	1.150%	9/16/2018
48124JWV6	JP Morgan Chase	\$ 250,000.00	1.250%	9/28/2018
9497483N5	Wells Fargo	\$ 250,000.00	1.200%	2/26/2019
33646CFM1	1st Source Bank	\$ 250,000.00	1.700%	8/28/2019
060704BA0	Bank Birmingham	\$ 250,000.00	1.500%	2/13/2020
32110YER2	First National Bank of America	\$ 250,000.00	1.500%	3/16/2020
201282GJ3	Alma Bank	\$ 250,000.00	1.500%	4/13/2020
	Subtotal	\$ 5,250,000.00		
Cash/Money Markets				
	Comerica Bank	\$ 24,237,336.96		
	Michigan CLASS	\$ 1,513,712.20		
	Huntington Bank	\$ 1,273,111.56		
	County National Bank	\$ 501,699.11		
	Talmer Bank & Trust	\$ 1,007,569.24		
	The PrivateBank	\$ 1,006,204.08		
	Subtotal	\$ 29,539,633.15		
Treasuries / U.S. Agencies				
3133EFDN4	Federal Farm Credit Bank	\$ 1,000,000.00	0.850%	9/18/2017
59447PCN9	Michigan Finance Authority Muni Bond	\$ 798,915.00	1.900%	9/1/2018
3137EADM8	Federal Home Loan Mortgage Corp	\$ 503,530.00	1.250%	10/2/2019
3133EFKY2	Federal Farm Credit Bank	\$ 2,000,000.00	1.360%	10/28/2019
150609HD0	Cedar Springs Mich Public School Muni	\$ 502,000.00	1.785%	5/1/2020
3133EGVK8	Federal Farm Credit Bank	\$ 2,000,000.00	1.350%	9/21/2020
3133EGLG8	Federal Farm Credit Bank	\$ 2,000,000.00	1.370%	10/13/2020
3133EGLU7	Federal Farm Credit Bank	\$ 2,000,000.00	1.480%	7/14/2021
3134GAEE0	Federal Home Loan Bank	\$ 3,000,000.00	1.500%	3/30/2021
3133EGMT9	Federal Farm Credit Bank	\$ 2,000,000.00	1.690%	7/19/2022
3130A6S57	Federal Home Loan Bank	\$ 2,000,000.00	2.375%	11/23/2022
3134G92T3	Federal Home Loan Mortgage Corp	\$ 1,000,000.00	1.500%	8/8/2023
3133EGTV7	Federal Farm Credit Bank	\$ 3,000,000.00	1.820%	9/12/2023
3133EGUU7	Federal Farm Credit Bank	\$ 3,000,000.00	1.850%	9/20/2023
	Subtotal	\$ 24,804,445.00		
	Total	\$ 59,594,078.15		

SEPTEMBER 2016 Monthly Pooled Interest

Account Name	Org. Key	Object Code	No. Days	Beginning Balance	Ending Balance	Average Balance	Average Interest	Monthly Interest	GL Entry CR
Public Improvement	245000	000020	30	2,090,558.18	2,070,266.92	2,080,412.55	0.411%	\$702.78	245100-664000
Jail Millage	280000	000020	30	-78,954.15	-76,989.46	-77,971.81	0.411%	-\$26.34	280100-664000
DOA Millage	281000	000020	30	778,939.16	780,440.78	779,689.97	0.411%	\$263.39	281100-664000
Medical Care MOE	297100	000020	30	3,195,272.77	2,825,748.86	3,010,510.82	0.411%	\$1,016.98	297100-664000
Delinquent Real	616000	000020	30	4,727,216.19	5,233,504.58	4,980,360.39	0.411%	\$1,682.41	616100-664000
Delinquent Personal	618000	000020	30	167,152.20	184,673.76	175,912.98	0.411%	\$59.42	618100-664000
Worker's Comp	677000	000020	30	290,199.30	283,415.64	286,807.47	0.411%	\$96.89	677100-664000
Self Insurance Health	688000	000020	30	930,848.98	503,290.28	717,069.63	0.411%	\$242.23	688100-664000
Escheats	702000	000020	30	115,007.34	114,408.02	114,707.68	0.411%	\$38.75	702000-268010
Sub Total				12,216,239.97	11,918,759.38			4,076.51	
ROD Automation Fund	256000	000020	30	2,090,558.18	453,814.83	1,272,186.51	0.411%	\$429.76	256100-664000
Road Commission	201000	000020	30	-78,954.15	117,008.60	19,027.23	0.411%	\$6.43	201100-664000
Joint Narcotics Forfeiture	267000	000020	30	778,939.16	609,010.83	693,975.00	0.411%	\$234.43	267100-664000
Village of Springport	365910	000020	30	3,195,272.77	307.51	1,597,790.14	0.411%	\$359.83	365910-664000
Spring Arbor Water	365911	000020	30	4,727,216.19	54.56	2,363,635.38	0.411%	\$532.30	365911-664000
Clark Lake	365913	000020	30	167,152.20	87.09	83,619.65	0.411%	\$18.83	365913-664000
Village of Brooklyn	365914	000020	30	290,199.30	46.94	145,123.12	0.411%	\$32.68	365914-664000
Lake Columbia	365185	000020	30	930,848.98	64,066.65	497,457.82	0.411%	\$112.03	365185-664000
Southern Regional Intercept.	365916	000020	30	115,007.34	6,076.40	60,541.87	0.411%	\$13.63	365916-664000
Wolf Lake	365220	000020	30	796.65	291,009.31	145,902.98	0.411%	\$32.86	365220-664000
Napoleon	365918	000020	30	546.65	546.76	546.71	0.411%	\$0.12	365918-664000
Parma Village LDFA	365920	000020	30	2,837.96	142,113.53	72,475.75	0.411%	\$16.32	365920-664000
Grass Lake Section 2002B	365924	000020	30	3,263.87	9,110.77	6,187.32	0.411%	\$1.39	365924-664000
Round/Farwell	365925	000020	30	9,116.07	9,117.90	9,116.99	0.411%	\$2.05	365925-664000
Vineyard Lake	365250	000020	30	345.53	46,399.34	23,372.44	0.411%	\$5.26	365250-664000
Rives Sanitary Sewer	365926	000020	30	175.78	175.82	175.80	0.411%	\$0.04	365926-664000
Village of Springport	365929	000020	30	242.62	242.67	242.65	0.411%	\$0.05	365929-664000
Lifeways 2015B series	365917	000020	30	-49,789.14	-49,799.12	-49,794.13	0.411%	-\$11.21	365917-664000
Airport Runway	365906	000020	30			0.00	0.411%	\$0.00	365906-664000
Building Authority Debt MCF	369472	000020	30	65,384.31	-77,573.23	-6,094.46	0.411%	-\$1.37	369472-664000
JCDOT Bond (August 2016)	403276	000020	30	11,727,938.69	11,699,400.70	11,713,669.70	0.411%	\$2,637.98	403276-664000
RRF - CASH	515000	000020	30	586,885.72	573,864.22	580,374.97	0.411%	\$130.70	
RRF-Bond Debt	515000	175010	30			0.00	0.411%	\$0.00	\$215.15
RRF- City Perpetual	515000	175030	30	250,000.00	250,000.00	250,000.00	0.411%	\$84.45	515530-664000
Fair	561000	000020	30	358,096.58	293,952.37	326,024.48	0.411%	\$73.42	561100-664000
Preston Endowment	718000	000020	30	101,360.63	101,380.96	101,370.80	0.411%	\$22.83	\$22.83
Preston RESTRICTED	718001	000020	30			0.00	0.411%	\$0.00	718100-664000
Drain	801000	000020	30	1,201,186.98	1,190,990.65	1,196,088.82	0.411%	\$269.37	801100-664000
Drain	802000	000020	30	74,522.10	73,297.60	73,909.85	0.411%	\$16.64	802100-664000
Lake Level	841000	000020	30	55,200.12	52,516.20	53,858.16	0.411%	\$12.13	841100-664000
Lake Level	842000	000020	30	4,033.57	4,034.38	4,033.98	0.411%	\$0.91	842100-664000
Spring Arbor Water	851911	000020	30	3,329.77	3,330.44	3,330.11	0.411%	\$0.75	851911-664000
Southern Regional Intercept.	851916	000020	30	1,350.73	1,351.00	1,350.87	0.411%	\$0.30	851916-664000
Parma Village Wastewater	851922	000020	30	0.02	0.02	0.02	0.411%	\$0.00	851922-664000
Round/Farwell	851925	000020	30	135.15	135.18	135.17	0.411%	\$0.03	851925-664000
Vineyard Lake	851250	000020	30	405.90	405.98	405.94	0.411%	\$0.09	851250-664000
Rives Sanitary Sewer	851926	000020	30	62.48	62.49	62.49	0.411%	\$0.01	851926-664000
Sub Total				26,613,668.71	15,866,539.35			\$5,035.04	
				\$ 38,829,908.68	\$ 27,785,298.73	\$ 33,307,603.71			
								\$9,111.55	Total Int Paid

SEPTEMBER 2016 Monthly Pooled Unallocated Interest

Account Name	FUND	Beginning Balance	Ending Balance
Parks	208	97,242	32,808
Friend of Court	215	759,428	750,795
Golf Courses	218	29,991	37,296
Health department	221	1,084,692	977,479
Runway Project	246	-518,299	(531,849)
Falling Waters	247	191,755	186,483
Sparks Park	248	-108,466	(108,466)
Budget Stabilization	257		
Concealed Pistol Licensing	263	55,639	62,771
PA Drug Enforcement	264	117,744	117,744
Sheriff Drug Enforcement	265	-1,057	(1,630)
Omnibus Forfeiture	266	981	981
Law Library	269	6,128	6,128
CDB Grant	278	155,511	155,511
Justice Training	285	-20,360	(20,157)
FIA	290	67,032	67,032
Medical care facility	291	3,226,047	3,239,591
Child Care	292	102,767	(333,819)
Vetran's Trust	294	6,845	6,845
Airport	295	-601	(19,186)
Equipment Fund	402	968,392	903,620
Sheriff Equipment	466	-636,570	(642,920)
Building Authority Construction	469	0	0
Delinquent Tax Administration	617	1,694,656	2,508,406
Land bank	620	219,901	184,900
Landscape Planning	649	23,662	23,662
DOA Endowment	717	61,090	60,950
Library Fines	721	75,164	61,594
Retirement	731	353,936	1,469,196
Circuit Court Trust	762	265,593	245,159
		8,278,842	9,440,924

**OCTOBER
2016**

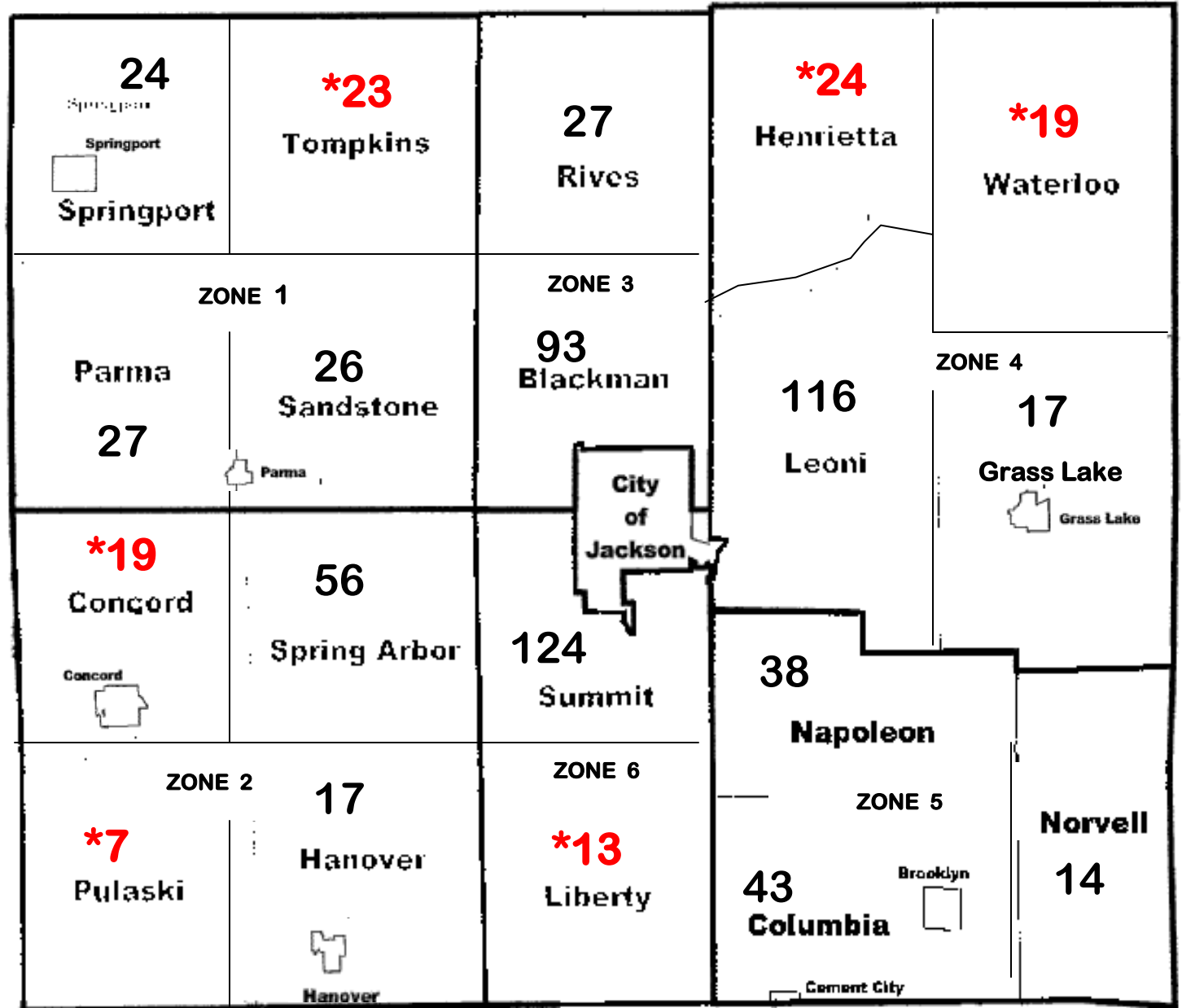
**2016 Forfeitures
Beginning 2,391**

1,300 - 54%

October 2015 - 1337

- CITY
- 1- 27
 - 2- 59
 - 3- 81
 - 4- 113
 - 5- 120
 - 6- 66
 - 7- 43
 - 8- 64
- Total 573

03-01-15 2,295
03-01-14 2,509



- Colin - 317
- Jan - 375
- Lu - 379
- Mary - 229

